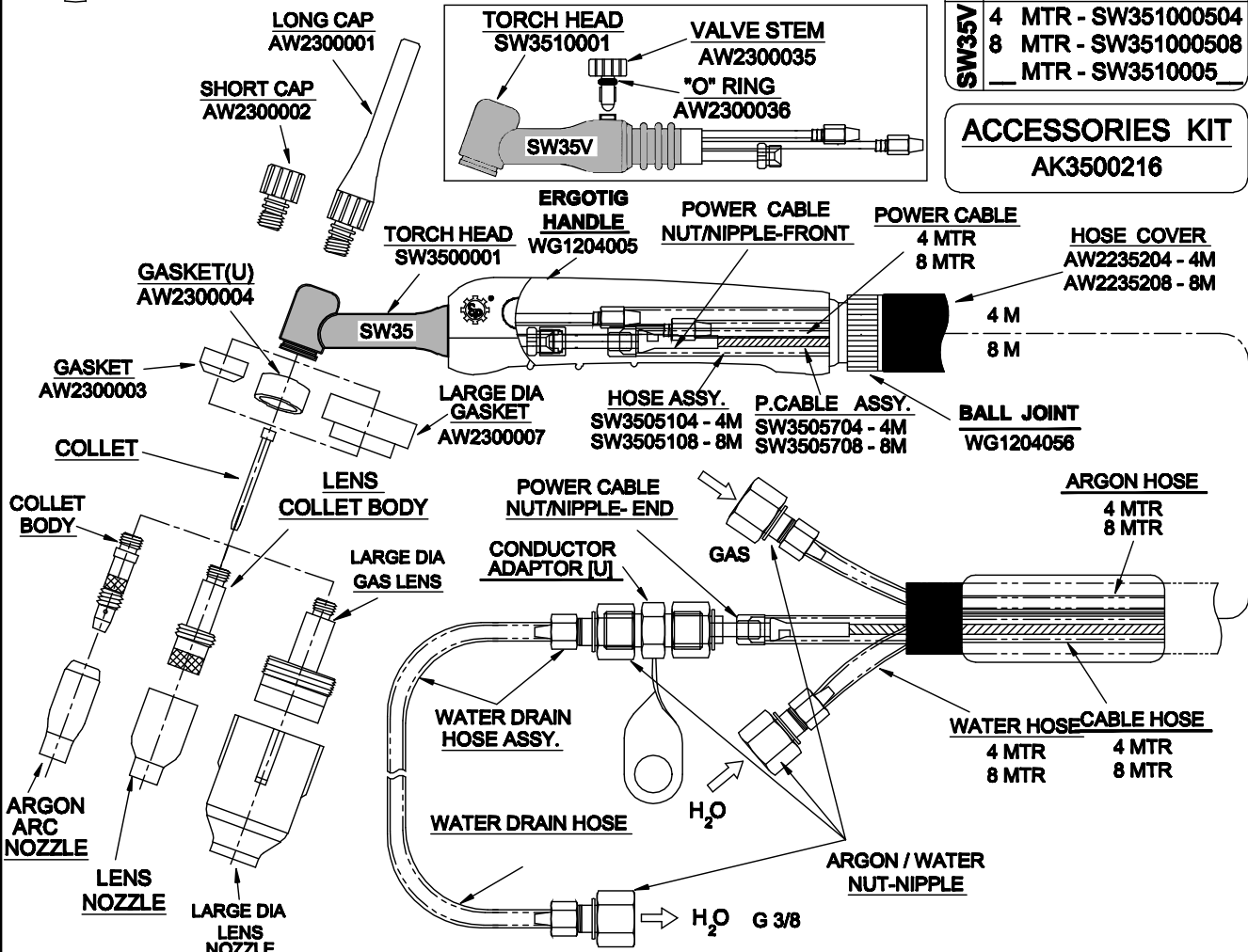


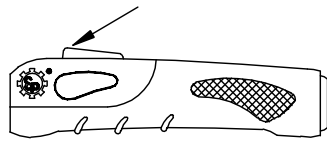
GTAW TORCH - WATER COOLED 350 AMP MODEL - SW35 / SW35V ERGOTIG HANDLE

TORCH KIT	
SW35	4 MTR - SW350000504
SW35	8 MTR - SW350000508
SW35V	4 MTR - SW351000504
SW35V	8 MTR - SW351000508
	MTR - SW3500005
	MTR - SW3510005

ACCESSORIES KIT AK3500216

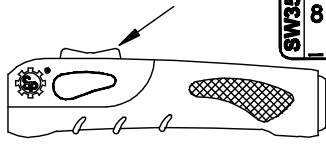


GAS CONTROL MOMENTARY SWITCH



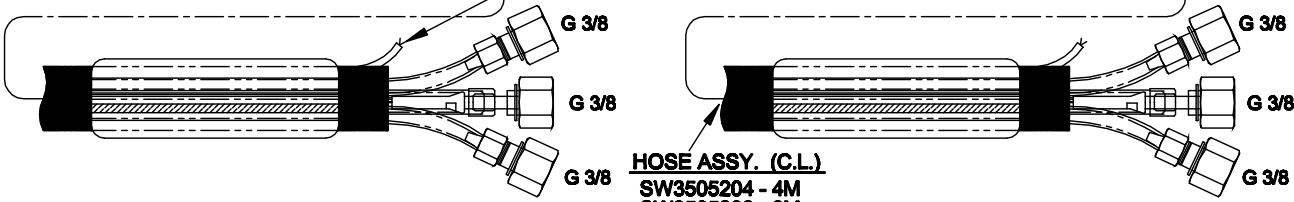
TORCH KIT	
SW35	4 MTR - SW350001504
SW35	8 MTR - SW350001508
SW35	MTR - SW3500015
SW35V	4 MTR - SW351001504
SW35V	8 MTR - SW351001508
SW35V	MTR - SW3510015

GAS CONTROL ON / OFF SWITCH



TORCH KIT	
SW35	4 MTR - SW350002504
SW35	8 MTR - SW350002508
SW35	MTR - SW3500025
SW35V	4 MTR - SW351002504
SW35V	8 MTR - SW351002508
SW35V	MTR - SW3510025

CONTACT LEAD 4 MTR 8 MTR



HOSE ASSY. (C.L.) SW3505204 - 4M SW3505208 - 8M

NOTE : MOMENTARY & ON/OFF SWITCH TORCHES ARE WITHOUT CONDUCTOR ADAPTOR & EXT. ASSY. (SELECT HOOKUP KIT PARTS AS PER YOUR REQUIREMENTS)

ARGON ARC NOZZLE			COLLET		COLLET BODY	LENS COLLET BODY	LENS NOZZLE			LARGE DIA GAS LENS	L DIA LENS NOZZLE LENGTH 48	
BORE	LENGTH	PART NO.	SIZE-MM	PART NO.	PART NO.	PART NO.	BORE	LENGTH	PART NO.	PART NO.	BORE	PART NO.
6.4 MM	47 MM	AW2306447	1.0	AW2300010	AW2300210	AW2300110	6.4 MM	40 MM	AW2506440	AW2300410	9.5 MM	AW2509548
	75 MM	AW2306475		AW2300016	AW2300215	AW2300115		40 MM	AW2508040	AW2300415		
8.0 MM	47 MM	AW2308047	1.6	AW2300016	AW2300215	AW2300115	8.0 MM	75 MM	AW2508075	AW2300415	12.7 MM	AW2512748
	75 MM	AW2308075		AW2300020	AW2300220	AW2300120		40 MM	AW2509540	AW2300420		
9.5 MM	47 MM	AW2309547	2.0	AW2300020	AW2300220	AW2300120	9.5 MM	40 MM	AW2509540	AW2300420	16.0 MM	AW2516048
	75 MM	AW2309575		AW2300024	AW2300225	AW2300125		75 MM	AW2509575	AW2300425		
11.0 MM	47 MM	AW2311047	2.4	AW2300030	AW2300230	AW2300130	11.0 MM	40 MM	AW2511040	AW2300430	19.0 MM	AW2519048
	75 MM	AW2311075		AW2300032	AW2300230	AW2300130		75 MM	AW2511075	AW2300430		
12.7 MM	47 MM	AW2312747	3.2	AW2300032			12.7 MM	40 MM	AW2512740		23.8 MM	AW2523835
16.0 MM	47 MM	AW2316047		AW2300040	AW2300240	AW2300140		40 MM	AW2517540	AW2300440		

IN VIEW OF CONTINUOUS DEVELOPMENT, WE RESERVE THE RIGHT TO MODIFY THE DESIGN AND/OR DIMENSIONS WITHOUT NOTICE. P.T.O.

C:\DWG\SW35\SW35ASSY-ET.DWG 06/05